



**BLACK FAMILY DEVELOPMENT, INC.
CONTINUUM OF CARE**


2010 LOGIC MODEL OF ACHIEVED OUTCOMES


Service Category	Assumptions	Programs	Inputs	Activities	Outputs	Outcomes
<p align="center">MC-ISC- MF-JJ- JWZ-CC</p>	<p>Detroit's Eastside zip code region hosts the highest incidence of youth crime in Wayne County (Skillman Report).</p> <p>Juvenile rehabilitation requires the collective investment of treatment providers, adjunct supportive programming (Keys To Literacy), and permanency planning beyond wardship termination.</p>	<p>Care Management Organization (CMO)</p> <p>Integrated Services Program (ISP)</p> <p>Treatment Foster Care (TFC)</p> <p>Wraparound</p> <p>Permanency Planning for Dual Ward Youth (<i>Youth simultaneously in Juvenile Justice and Child Welfare custody</i>)</p> <p>Family Preservation Services to decrease risks for out-of-home care, child abuse, or neglect</p> <p>Youth Assistance Program (YAP)</p> <p>Utilization Review (UR)</p>	<p><u>Treatment Models & Approaches</u></p> <p>Balanced and Restorative Justice (BARJ)</p> <p>Cognitive Behavioral Therapy (CBT) Interventions/BFDI CBT Curriculum</p> <p>Multi-dimensional Treatment Foster Care interventions</p> <p>Wraparound Model</p> <p><u>Prevention Models & Approaches</u></p> <p>Restorative Practices</p> <p>Communities That Care: Social Development Research model</p> <p>Lion's Quest: Skills for Adolescence</p> <p>Holland's Career Inventory</p> <p><u>Resources</u></p> <p>Wayne Co. Children & Family Services, Michigan Department of Community Health, DHS, and Child Care funding</p> <p>Wayne Co. Third Circuit Court</p> <p>Participation in Wayne County System of Care</p> <p>Child Placing License</p> <p>Juvenile Justice Services Handbook</p> <p>Electronic Child & Adolescent Functional Assessment Scale (eCAFAS)</p> <p>Mileage, Cell Phones, JAIS</p>	<p><u>General Services:</u></p> <ul style="list-style-type: none"> Assessments to determine placement and treatment needs Placement of youth in a treatment track Complete Service/Treatment Plans timely Maintain electronic case records on the Juvenile Agency Information System (JAIS) Monthly case manager, and weekly treatment, face-to-face contacts with youth and family Ensure weekly face-to-face contact by treatment providers Represent the youth and agency's interest in Court and submit Progress Review Hearing to the Jurist of record Petition Court for security level change as needed On-Site drug testing and psychological services In-home family-centered treatment <p><u>Specialized Services</u></p> <ul style="list-style-type: none"> Wraparound implements a first-ever partnership between the Mental Health and Juvenile Justice to ensure cross-systems treatment of adjudicated/at-risk youth/families. Updated CAFAS completed to determine client's/family's progress. Treatment Foster Care program provides foster care parents for youth in need of foster care services. Youth are matched with a licensed foster parent. Program-specific utilization review audits Four prevention tracks to serve as after-school diversion programming to prevent at-risk youth from delinquent behavior (Youth Assistance Program) Length of Stay (LOS) Committee weekly meetings to review appropriate placement for youth in detention and residential facilities 2010 yielded a 20.5% reduction in reliance on out-of-home days of care. Thusly, BFDI achieved a mean average of 68% of consumers retained in the community despite high community concentration of juvenile crime. 	<p>Number of CMO case managment recipient families in 2010: 1113</p> <p>Number of juvenile justice treatment model recipient families in 2010: 380</p> <p>Number of adjunct support program recipients in 2010: 246</p> <p>Number of juvenile justice prevention recipients in 2010: 169</p> <p><u>UR outputs</u> *499 youth placed in community treatment *189 URs conducted *50 UR Committee meetings</p>	<p><u>Juvenile Justice Case Management Services for Adjudicated Youth/Families:</u></p> <ul style="list-style-type: none"> 98.6% of juveniles remained free of felony convictions while enrolled. 94.8% of juveniles remained free of a felony conviction after 2 years in the community. 91% of youth did not AWOL while in care. Network of 40 residential & community providers <p>Outcome Data Sources: OTIS Tracking Information System; Population Rpt; Managing For Results Report</p> <p><u>Juvenile Justice Treatment Services for Adjudicated Youth/Families:</u></p> <ul style="list-style-type: none"> 95.2% of juveniles received their initial treatment at their least restrictive level of care 92.3% of juvenile offenders with special needs (i.e., medical, MH, sex offenders, substance abusers) successfully completed treatment without reoffending. 87% of Wraparound consumers reported service satisfaction and daily functioning improvements. <p>Outcome Data Sources: CMO MIS AOD Report; ISP Population Report;</p> <p><u>Permanency Services for Dual Ward Youth:</u></p> <ul style="list-style-type: none"> 15 youth were assisted with locating permanent family homes. <p><u>Juvenile Justice Prevention Services:</u></p> <ul style="list-style-type: none"> 90% of YAP youth remained free of arrest. 100% of YAP youth distinguished between illegal behavior & positive decision-making. <p>Outcome Data Sources: Pre-/Post Tests; Roster</p> <p><u>Consumer Generated Service Improvements:</u></p> <ul style="list-style-type: none"> Family requests for residential provider accountability generated monthly progress CarePath review meetings with providers/family. Family requests for enhanced community monitoring, to avert AWOL and escalation, for high risk youth generated tracking services.

Service Category	Assumptions	Programs	Inputs	Activities	Outputs	Outcomes
MENTAL HEALTH	<p>Individual, family, and group treatment for mental health disorders increases the youth's/family's capacity to function self-sufficiently, and avoid out-of-home placement.</p>	<p>Intensive Family Services (IFS)</p>	<p><u>Treatment Models & Approaches</u></p> <p>Cognitive Behavioral Therapy (CBT) Interventions/BFDI CBT Curriculum</p> <p>Family Systems Therapy Techniques</p> <p><u>Resources</u></p> <p>12 Staff</p> <p>MCBAP Credentialed Mental Health Staff demonstrating co-occurring disorder competency</p> <p>CAFS funding</p> <p>Electronic Child & Adolescent Functional Assessment Scale (eCAFAS)</p> <p>Grand Rounds and Wayne State University Trainings</p> <p>Mileage, Therapeutic Tools, Cell Phones, Office Space/Equip</p>	<p><u>General Services:</u></p> <ul style="list-style-type: none"> • Assessments, Screenings, Diagnoses • Case Management • Home- and community-based interventions • Strength-based, Person-centered approach • Child/family safety education and techniques • Crisis Intervention & 24/7/365 availability • Educational support, advocacy, and goal setting • Monthly client satisfaction surveys • Staff growth and development trainings <p><u>Specialized Services:</u></p> <ul style="list-style-type: none"> • Individual & family treatment to adjudicated youth 2 times weekly • Cognitive-behavioral therapy • Risk / Strengths and Needs / Psychosocial Assessments; Treatment Plans; Release Plans; Safety Plans; and Progress Notes • Random drug screens • Cognitive-Behavioral Skill-building strategies • Substance Abuse Prevention Education • Employment, and independent living, skills • Anger management • Mentoring • Transportation • Sexual health/abstinence education, as appropriate • Participation in BFDI Positive Youth Development Initiatives 	<p>Number of mental health treatment recipient families in 2010: 279</p>	<p><u>Mental Health Treatment Services for Adjudicated Youth/Families:</u></p> <ul style="list-style-type: none"> • 94% of youth served are living at home, thus not requiring out-of-home placement • 91% of discharged youth have not been charged for a new offense • 83% of the youth served were attending school/vocational training or work <p>Outcome Data Sources: Monthly Management Reports; Discharge Summaries; AWOL Reports; Program Roster</p> <p><u>Consumer Generated Service Improvements:</u></p> <ul style="list-style-type: none"> • An IFS consumer's program improvement feedback in 2010 was <i>"Giving kids jobs to do to earn money."</i> As a result, staff are supervised to develop a repertoire of resources and intervention to teach program consumers skills necessary to secure employment. This includes but is not limited to: <ul style="list-style-type: none"> - resume development, - mock interviews, - practice job applications, - assistance with actual job applications, and - informing consumers of possible job leads

Service Category	Assumptions	Programs	Inputs	Activities	Outputs	Outcomes
	<p>Evidence-based models of treatment and prevention yield measurable service outcomes.</p>	<p>F.A.C.E. : (<i>Finding Abstinence with Commitment to Empowerment</i>) -Intensive Outpatient (IOP) -Outpatient (OP) -Womens' Specific (WS) -Womens' Specific Mini-Grant -Case Mgmt. (CM)</p> <p>City of Detroit: - HOPE (OP) - F.R.E.E. (<i>Finding Resolution Everyday through Education</i>)</p> <p>CMO Hope (OP & IOP treatment)</p>	<p><u>Treatment Models & Approaches</u> Motivational Interviewing Cognitive Behavioral Therapy National Drug Control Policy Principles of Effective Substance Abuse Treatment Gorsky's Relapse Prevention Strategies Niatx200 Study</p> <p><u>Prevention Models & Approaches</u> Lion's Quest: Skills for Adolescence Parenting Wisely Center for Substance Abuse Prevention-endorsed prevention curriculum for children of addicted parents</p> <p><u>Resources</u> 6 MCBAP credentialed Staff Southeastern Michigan Community Alliance, City of Detroit Bureau of Substance Abuse, and Children and Family Services Substance Abuse Treatment and Prevention License MI Administrative Rules ACCESS Urinalysis Lab Partners: Dept of Corrections, CMO, faith & comm orgs Mileage, Addiction screening & treatment tools (i.e. ADAD, ASAM), JAIS, CARENet, Cell Phones, Office Space/Equip</p>	<p><u>General Services:</u></p> <ul style="list-style-type: none"> • Individual, group, marriage, co-dependency, family, and Gender-Specific counseling • Didactic group education • Support services to clients in the following areas: financial, medical, optical, dental, employment, housing, vocational, educational, psychological, child care, clothing, food, and mental health services • Education about alcohol, tobacco, and other drugs (ATOD) and its negative effects on individuals, families, and communities • Assessments, service plans, community referrals, resource linking, monitoring, follow-up, advocacy, and aftercare linkages • Transportation assistance (bus tickets/staff vehicles) <p><u>Specialized Services:</u></p> <ul style="list-style-type: none"> • Peer-led/Alumni group for 2.0 hours on Thursdays in Highland Park • Outpatient –group/didactic/individual/family or gender-specific therapy 1-2 days/week for 1.0-2.0 hours/day • Relapse Prevention • Contingency Management • Urine Screens • Referrals to AA/NA support groups • Weekly Life Skills Group and bi-weekly cultural outings for the clients (CM) • Youth life skill education to improve peer interactions, pursuit of life goals, and coping mechanisms free from use of ATOD (FREE) • Parenting education to reduce risk of ATOD use (FREE) • Advancing development/ enforcement of ATOD ordinances, regulations, and legislation (FREE) • Provision of competent services to co-occurring disorder (mental health and substance abuse) affected consumers and their families 	<p>Number of substance abuse treatment recipient families in 2010: 238</p> <p>Number of substance abuse case management services received by families in 2010:</p> <ul style="list-style-type: none"> - Basic needs referrals provided: 320 -Bus tickets provided: 400 -Drug screen referrals: 84 <p>Number of substance abuse prevention recipients in 2010: FREE: 9,750</p>	<p><u>Substance Abuse Treatment Services:</u></p> <ul style="list-style-type: none"> • 100% (97 of 97) persons served in the FACE program remained arrest- free during treatment. • 99% (64 of 65) persons served in the HOPE program remained arrest- free during treatment. • 87% (53 of 61) of CMO-HOPE clients did not acquire further legal offenses during treatment. • 72% (44 of 61) persons served in the CMO HOPE program were in school. <p>Outcome Data Sources: City of Detroit (BSATPR) Outcome Data; SEMCA enrollment data, Progress Notes; Discharge Summary; Aftercare Agreement; Self-Report; ACCESS Laboratory Drug Screen Results; JIS</p> <p><u>Substance Abuse Case Management Services:</u></p> <ul style="list-style-type: none"> • 34 follow-up surveys were completed by 2010 FACE participants indicating an improved quality of life at 30 days post discharge. <p>Outcome Data Sources: Quality of Life Questionnaire responses</p> <p><u>Substance Abuse Prevention Services:</u></p> <ul style="list-style-type: none"> • 75% of the parents who completed a Parenting Wisely group demonstrated an increase in knowledge and skills about how to create an environment that builds youth protective factors substance use experimentation and early use. <p>Outcome Data Source: Educational curriculums' pretest and posttests</p> <p><u>Consumer Generated Service Improvements:</u></p> <ul style="list-style-type: none"> • Treatment consumers requested an alumni group, as well as a peer-facilitated group to increase transparency and a BFDI support group forum to maintain their sobriety post-discharge. In the Spring of 2010, a peer support/alumni group began on Thursdays in Highland Park, with staff assistance available on-site.

Service Category	Assumptions	Programs	Inputs	Activities	Outputs	Outcomes
	<p>Kinship care cost-effectively and efficiency increases child well-being/safety, while decreasing the need for out-of-home placement.</p> <p>Homelessness erodes family security, well-being, and self-sufficiency.</p>	<p>Families First of Michigan (FFM)</p> <p>CMO Family Preservation (CMOFP) <i>(with Dept. of Human Services Funding)</i></p> <p>Family Connections (FC) - UWSEM</p> <p>Your Essential Services (Y.E.S.) - Essential Svcs - Homeless Prevention Svcs (HP)</p> <p>Intake</p>	<p><u>Treatment Models & Approaches</u></p> <p>Families First of Michigan (Homebuilders) Model</p> <p>Solution-focused counseling</p> <p><u>Prevention Models & Approaches</u></p> <p>Family Connections Model</p> <p><u>Case Management Approaches</u></p> <p>Assessment, Service Plan, and Crisis Intervention</p> <p><u>Resources</u></p> <p>22 Staff, 2 interns</p> <p>Michigan Child Protection Law and Mandated Reporter requirements</p> <p>Michigan Department of Human Services (DHS), City of Detroit, & United Way of Southeast Michigan funding</p> <p>Family Connections MOU</p> <p>DHS training/Specialist staff</p> <p>Eastern Michigan University evaluators</p> <p>Wayne State University</p> <p>Family Connections Advisory Council members</p> <p>Community Referral and Treatment Partners</p> <p>Empirical assessment tools</p> <p>Mileage, FFM curriculum, Families First Information System (FFIS), Cell Phones, Office Space/Equip</p>	<p><u>General Services:</u></p> <ul style="list-style-type: none"> • Initial contact with family is made within 24 hours • Small caseloads allowing for intensive intervention • Services are home-based and community-based • Time-limited programming • An ecological approach using family & community interactions • Specific assistance for families' basic needs • Individual, Family, and Group Counseling • Support groups • Case Management <p><u>Specialized Services:</u></p> <ul style="list-style-type: none"> • Parenting education • Teach/model: home management, budgeting, communication and assertiveness skills • Domestic violence services, including assistance with personal protection orders (PPOs) • Advocacy with schools, medical and mental health facilities • Housing and relocation assistance • Assistance with food, clothing, appliances and other concrete needs. • Linkages to natural helping networks and ongoing community supports • Transportation support services • Initial face to face contact with family in 24 hours • Safety planning • Families set a minimum of 2 solution focused goals with referring CPS worker and FFM counselor • Individual and Family Activities • FC Multi-family Activities • Assistance with identifying stable, adequate housing • Financial assistance for security deposit, rent and, utility payments • Assistance with securing legal documents such as state identification, birth certificates, criminal record clearance or other legal documents necessary to secure housing • A single point of entry with assessment, resource linking /coordination, and follow-up services provided 	<p>Number of family preservation treatment recipient families in 2010: FFM: 201 CMOFP: 63</p> <p>Number of FC family preservation prevention recipients in 2010: 106</p> <p>Number of family preservation case management recipient families in 2010: <i>285 (up from 212 for FY 2008-09) families and individuals</i></p> <p>Number of persons served by Intake Dept in 2010: 4705</p>	<p><u>Family Preservation Treatment Services:</u></p> <ul style="list-style-type: none"> • 95% of families remained intact during FFM participation. • 87% of families have reported avoiding placement three (3) months after FFM discharge <p>Outcome Data Sources: Tracking log of all referrals received & terminated; 3-month follow-ups documented in FFIS</p> <p><u>Family Preservation CMO Services:</u></p> <ul style="list-style-type: none"> • 94% of youth averted return to residential care after discharge to their parents due to CMOFP residential-home transition services received. • 80% of parents of CMO youth in residential placement reported reduced due to lack of resources, isolation and unmitigated family stress. <p>Outcome Data Sources: Case records, consumer satisfaction surveys, and pre discharge family interview, Juvenile Information System</p> <p><u>Family Preservation Case Mgt. Services:</u></p> <ul style="list-style-type: none"> • Of the 285 families facing homelessness or at risk for homeless, 234 received Emergency concrete assistance with basic needs. <p>Outcome Data Sources: Program Roster</p> <p><u>Intake Services:</u></p> <ul style="list-style-type: none"> • 676 crisis intervention contacts were processed. • 2010 Emergency Phone Database recorded 442 calls processed just by BFDI managers through November. 56% were for housing; thus reflecting the current economy's impact on the shelter needs of Detroit residents. <p>Outcome Data Sources: Intake Database& Binder</p> <p><u>Consumer Generated Service Improvements:</u></p> <ul style="list-style-type: none"> • Consumer concerns about the Emergency Phone being rotated to Administrative building managers each week is lending to strategic planning on how to restore the Intake staff member 100% to this administrative role, and thereby, return the Emergency Phone responsibilities to a single employee.

Service Category	Assumptions	Programs	Inputs	Activities	Outputs	Outcomes
	<p>Adjunct age-appropriate support services enhancing treatment services for youth with diverse learning styles and developmental needs.</p>	<p>Promise Neighborhood Initiative</p> <p>African Centered Olympics</p> <p>Family Health Fair</p> <p>My Healthy Body</p> <p>BFDI Youth Employment Program</p> <p>Back To School Community Day</p> <p>Keys To Literacy</p> <p>Train To Reign-Financial Literacy</p>	<p><u>Prevention Models & Approaches</u></p> <p>African Olympics Study Manual</p> <p>Healthy Body Study Manual</p> <p>Financial Literacy Topics</p> <p>Keys To Literacy Software</p> <p><u>Resources</u></p> <p>4 Staff, multiple volunteers</p> <p>Team Coaches</p> <p>Aztec Software Learning Essentials Series (ASLES)</p> <p>WC Children and Family Services</p> <p>Skillman Foundation funding</p> <p>Kellogg Foundation funding</p> <p>Kresge Foundation</p> <p>Detroit Public Schools: Osborn University High School and Brenda Scott Academy for Theatre Arts, Wayne County Community College District, Alkebu-Lan Village</p> <p>Detroit Parks and Recreation, and numerous community partners</p> <p>Mileage, JAIS, Pagers, Office Space/Equip, Community Meeting Space</p> <p>Cash awards and trophies</p>	<p><u>General Services:</u></p> <ul style="list-style-type: none"> • Showcase the gifts and talents of youth • Strengthen and preserve families by empowering youth with positive youth development programs • Mathematic, literacy, and academic training <p><u>Specialized Services:</u></p> <ul style="list-style-type: none"> • Osborn Promise Neighborhood (PN) educational reform and community revitalization to ensure that “all children growing up in [our PN] will have access to effective schools and strong systems of family and community support that will prepare them to attain an excellent education and successfully transition to college and career.” • Remembering and understanding African American Heritage and honoring our ancestors • Introducing the Nguzo Saba • Small group and community-wide nutrition and fitness based education, which included teaching on how to read and understand food labels, the body’s dependence upon water and daily water intake, how to decrease daily fat consumption, defining energy-dense foods, and health screenings. • Work experience, career training, and professional mentoring for underserved Detroit youth. • A Community Day program for children, youth, and families in a resource-poor community where the basic supplies to be ready for school are lacking. • A reading methodology to improve youths’ reading comprehension using diagnostic testing, pre-and post-testing at each internet-based, interactive, reading level. • Financial literacy education to equip youth for adulthood and wise financial decision-making beginning in adolescence. 	<p>Number of African Centered Olympics participants: 194 (in 2010) 541 (cumulatively)</p> <p>Number of Family Health Fair participants: 385 (cumulatively)</p> <p>Number of Healthy Body participants: 107 (in 2010) 139 (cumulatively)</p> <p>Back To School participants: 482 (in 2010) 982 (cumulatively)</p> <p>Number of employment participants: 5 (in 2010) 15 (cumulatively)</p> <p>Number of Keys To Literacy participants: 17 (in 2010) 43 (cumulatively)</p>	<ul style="list-style-type: none"> • 194 students increased their knowledge of African American history through competitive classroom, school, and city-wide competitions (541 cumulatively). • 3 Detroit Public Schools, and their students, participated in city-wide competition on facts related to nutritious eating, physical activity, and preventive health care screenings (dental, diabetes, blood pressure, etc). • 25 medals were awarded to My Healthy Body Olympians. • 84% of students completed the My Healthy Body Olympics final project demonstrating their increased knowledge of nutrition and fitness. • 363 resource-challenged youth 6-18 received school supplies (663 cumulatively since 2009). • Since 2009, 15 youth have received assets, liabilities, investing, & net worth training. • During a 6-week summer youth employment program, 5 youth received mentoring, training on job readiness, policies and procedures, ethnics and community events planning. • 82% of youth who used the Aztec Learning Software during the 2010 Keys To Literacy program showed measurable improvement. • 7 youth who mastered the curriculum through the Advanced ASLES reading level and graduated from the program. <p>Outcome Data Sources: Sign-in Sheets; Progress Notes; Meeting Agendas; Program Reports/Logic Models</p>

Service Category	Assumptions	Programs	Inputs	Activities	Outputs	Outcomes
	<p>Community development initiatives increase community safety and citizen empowerment, while reducing juvenile delinquency</p>	<p>Promise Neighborhood Initiative</p> <p>Skillman “Good Neighborhoods Initiative”- Networking for Change</p>	<p><u>Prevention Models & Approaches</u></p> <p>Block Club Development</p> <p>MAN Network: Community Policing</p> <p><u>Resources</u></p> <p>2 Staff, multiple volunteers and community residents</p> <p>MAN Network</p> <p>Skillman Foundation funding</p> <p><u>Other Community Support/Partners:</u> Detroit Public Schools: Osborn High School, and Brenda Scott Academy for Theatre Arts; Nsoroma Institute, St. John Conner Creek Village, Lipke Recreation Center, Boys & Girls Club, the Matrix Center, St. Raymond Church, Our Lady of Good Counsel, WOW Church & Life Center, ARISE Detroit, City of Detroit Mayor’s Office and Police Department, Wayne County Sheriff’s Dept., University of Michigan, Wayne State University, Wayne County Community College, Alkebulan Village, Detroit Parent Network (DPN), Henry Ford Health Systems, DTE and Alpha Kappa Alpha (AKA)</p> <p><u>Community Associations:</u> Greenbrier/Pulaski, Eastside Unity, Von Steuben Council, Mohican Regent, the Hmong Community, Osborn block clubs and Osborn Neighborhood Alliance (ONA)</p>	<p><u>General Services:</u></p> <ul style="list-style-type: none"> • Strengthen and preserve families by empowering the Osborn community • Osborn community revitalization and collectivism <p><u>Specialized Services:</u></p> <ul style="list-style-type: none"> • Osborn/Clark Park Promise Neighborhood (PN) educational reform and community revitalization to ensure that “all children growing up in [our PN] will have access to effective schools and strong systems of family and community support that will prepare them to attain an excellent education and successfully transition to college and career”. • Targeted collaboration with Osborn community residents and block club presidents to foster organized communication and policing efforts through block club development. 	<p>Number of block clubs established: 295 (cumulatively)</p> <p>Number of residents trained: 1467 (cumulatively)</p> <p>Number of employment participants: 5 (in 2010) 15 (cumulatively)</p> <p>Back To School participants: 482 (in 2010) 982 (cumulatively)</p>	<ul style="list-style-type: none"> • 130 residents signed a Commitment Statement to establish a block club (over 1500 cumulatively). • 69 new block clubs/presidents identified (this program year and 295 cumulatively) • 41 residents were trained in grant writing to support their block club (158 cumulatively). • 200+ trained on Food & Fitness • 200+ trained on DTE Support • 200+ trained on Health & Wellness Education • 30+ trained in Community Policing & Safety • 200+ trained on Skillman 2016 Goals • An additional 596 residents trained on block club leadership strategies in 2010 (1,738 cumulative). • 40 Osborn community block club meetings were held in 2010 (71 cumulatively). • Over 150 Block Club Starter Kits distributed to block club presidents/residents. • 250 residents were recruited by MAN Network and approximately 30 members were trained in community policing. • Clark Park resident/President of the Southwest Congress of Communities attended the Promise Neighborhood Institute training with BFDI Administration in Washington DC in December. • Since 2009, 15 youth have received assets, liabilities, investing, & net worth training. <p>During a 6-week Summer Youth Employment Program, 5 youth received mentoring, job readiness, policies and procedures, ethics and community events planning and training.</p> <p>363 resource-challenged youth 6-18 received school supplies (663 cumulatively since 2009).</p> <p>Outcome Data Sources: Block club meetings and community luncheons; sign-in sheets; meeting agendas and minutes; program reports, surveys and evaluation reports.</p>